

GS1 Recall - ECRA multi coded pallet information in withdrawal/recall notifications

Fact Sheet

ECRA Multi Coded Pallets Guidelines

The newly approved ECRA Guidelines for Multi Coded Pallets are designed to help retailers and suppliers deal with pallets that have multiple traceability identifiers (batch/ '_date).

Identifying these pallets when unsafe or unsuitable items need to be returned is an important part of ensuring only the affected stock is returned or destroyed. An efficient response in these circumstances ensures suppliers and vendors only handle the affected stock reducing handling and wastage costs while ensuring consumers can access unaffected stock.

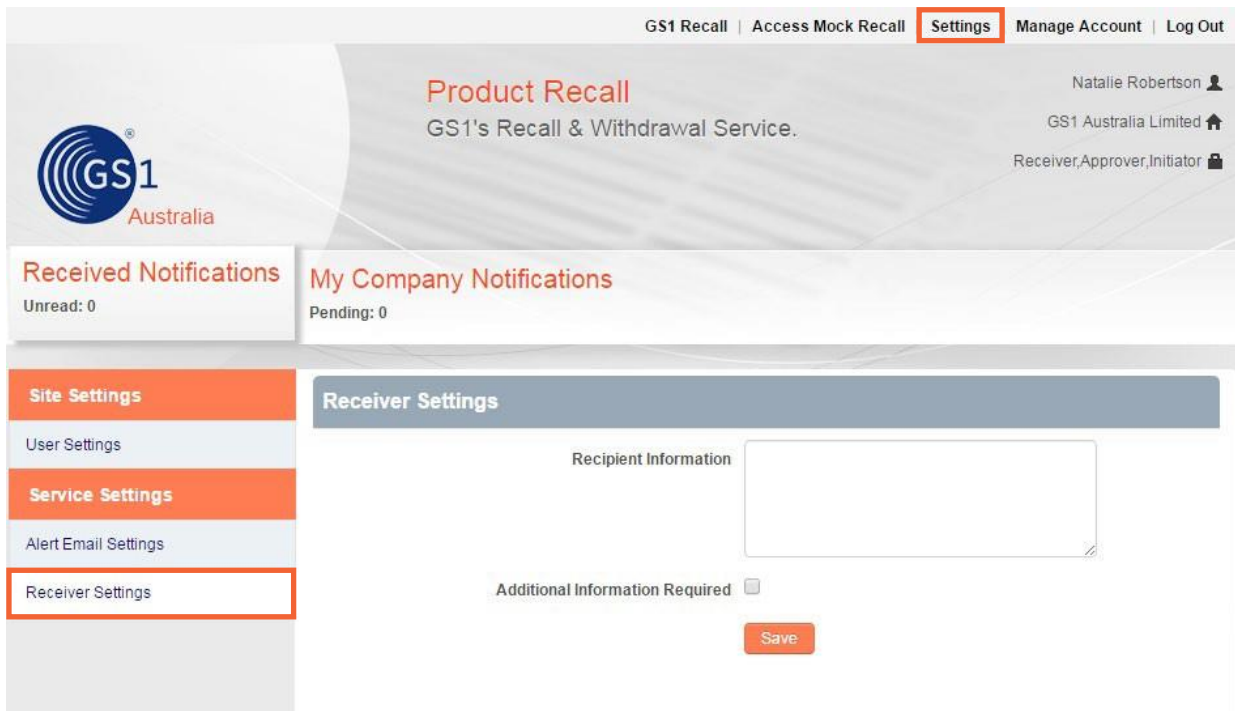
Effective Communication

GS1 Recall provides the most effective way to ensure that unsafe or unsuitable product is returned or destroyed as promptly and efficiently as possible. Where all trading partners use this portal along the supply chain, messages can be exchanged to create a comprehensive audit trail allowing each party to discharge their responsibilities in the most effective way.

GS1 Recall allows Recall or withdrawal sponsors to communicate with all trading partners and regulators all at once, capturing the right information to meet regulatory and trading partner informational requirements while reducing the amount of follow up by capturing trading partner responses.




GS1 Recall allows recall or withdrawal recipients to distribute messages to internal and external parties, feedback actions, capture updates and manage responses to sponsors.

- Sponsors can flag that affected items have been transported on Multi Coded Pallets as part of creating a message in Recall. This information will be created for each recipient included in the Notification where applicable.
- You may choose to define Recipients as requiring mandatory additional information when included in a Recall Notification. This is done at the time of setting up the subscription for the Recipient under Receiver Settings for Target Information.
- This will ensure that the sponsor creates the information of MCPs in the notification. If the additional information is left optional there is a possibility that the user may not include the MCP information on the Notification.



GS1 Recall | Access Mock Recall | **Settings** | Manage Account | Log Out

Product Recall
GS1's Recall & Withdrawal Service.

Natalie Robertson 
GS1 Australia Limited 
Receiver, Approver, Initiator 

Received Notifications
Unread: 0


My Company Notifications
Pending: 0

Site Settings
User Settings

Service Settings
Alert Email Settings

Receiver Settings

Receiver Settings

Recipient Information 

Additional Information Required ☐

Save

- Create Notification in GS1 Recall
Create the notification for the Recall in GS1 Recall using the standard process. The addition of Multi-Coded Pallet information will be done for each Recipient included in the notification where applicable.
- Fill in the details for each pallet on the ECRA MCP Form – noting that the more information you complete the easier it will be for the vendor to return only the affected stock. A sample of the template is below:



GS1-ECRA Multi Coded Pallet Form.xls

- Add the completed MCP Form to the Withdrawal/Recall Notification using the steps described below:

Step 1: Select Add Recipients and Select Add Information against each recipient that you wish to include MCP Information for.

Received Notifications

Unread: 0

My Company Notifications

Pending: 3

You are currently viewing Notification: Recall (Consumer Level) Food and Beverage ABC123

Edit

Notification Details ✓

Items ✓

Instructions ✓

Contacts ✓

Regulatory Forms

General Details ✓

Detection, Reports and Test Results ✓

Distribution Details ✓

Recipients

Recipients ✓

Review

Notification Snapshot

Notification Information

Regulatory Information

Recipient Information

Recipients

Subscribed Recipients

In this section you can add Recipients to your notification that are subscribed to the GS1 Product Recall System. They will receive an email / SMS alert and will be able to access the GS1 Product Recall System to view the full details of this notification, as well as reporting back on progress using the reporting module.

| | Recipient Name | GLN | Additional Information | Recipient Information |
|--------------------------|----------------------|---------------|--|-----------------------|
| <input type="checkbox"/> | NSW Food Authority | 9377779290651 | Edit | |
| <input type="checkbox"/> | GS1 Target Recipient | 7789990000056 | Optional | |

[Delete](#)

[Add Subscribed Recipients](#)

Non-Subscribed Recipients

In this section you can add Recipients to your notification that have not yet subscribed to the GS1 Product Recall System. You will need to provide some basic details for each company you want to add, including an email address. The GS1 Product Recall System will send an email alert with basic details on this notification. These recipients will not have access to GS1 Product Recall and will not be able to report back on progress using the reporting module.

[Add Non-Subscribed Recipients](#)

Upload Multiple Subscribed and Non-Subscribed Recipients

In this section you can upload a .csv file of both Subscribed and Non-Subscribed Recipients. For the Subscribed Recipients a GLN must be added and the system will verify the Subscribed entries and add them to the above list of Subscribed Recipients. In the case that the Recipient is Non-Subscribed to the service the Company Name, Contact Name and Email Address must be provided. Once file is uploaded the Recipients will be displayed in their respective list.

Step 2: Upload the ECRA MCP Form for the recipient using the Upload functionality on the screen as above. Once uploaded the screen will display the file as below:

This will display the Additional Information screen with the sections for the upload of Multi Coded Pallet Form as below. If the Vendor ID is not known or not required, please enter N/A on this field.

You are currently viewing Notification: Recall (Consumer Level) Food and Beverage ABC123

Edit

Notification Details ✓

Items ✓

Instructions ✓

Contacts ✓

Regulatory Forms

General Details ✓

Detection, Reports and Test Results ✓

Distribution Details ✓

Recipients

Recipients ✓

Review

Notification Snapshot

Notification Information

Regulatory Information

Recipient Information

Action

Submit for Approval

Create PDF

Notes

GS1 Target Recipient - Additional Information

STEP HEADING: Additional Information RESOURCE text

Vendor ID

* Your Vendor ID

Item Information

Product Name

Identifier

* Recipient Product ID

* Recipient Quantity Affected

* Unit of Measure (UOM)

* Recipient Affected Regions

☐ Australian Capital Territory
☐ New South Wales
☐ Northern Territory
☐ Queensland
☐ South Australia
☐ Tasmania
☐ Victoria
☐ Western Australia

Attachments

File Attachment

This process will need to be completed for each affected Vendor selected as a Recipient for the withdrawal/recall notification.